

LU07.A04 - DELETE

Requirements

- Work type: Individual
- Timeframe: 15 Minutes
- Means of aid:
 - Only teaching materials, no websearch, no use of ai.
- Expected Result: Specific employees are deleted from the table 'employees'

Assignments

After selecting data in assignment A1 and updating it in A2, it is about time to turn to how to delete data from the table.

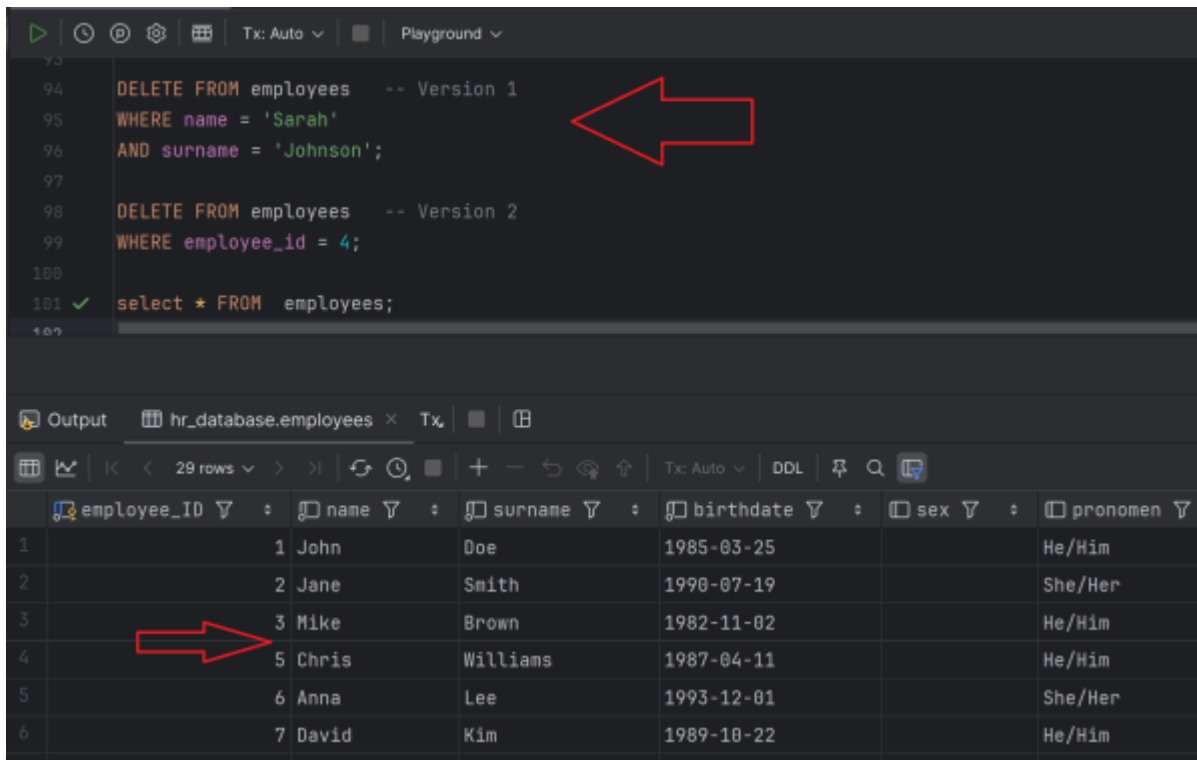
A: Delete of one row

Sarah Johnson has left the company and is therefore to be deleted from the table. Formulate the according DML DELETE statement.

```
DELETE FROM employees
WHERE name = 'Sarah'
AND surname = 'Johnson';
```

Alternatively, the commands is likewise possible with using the `employee_id`.

```
DELETE FROM employees
WHERE employee_id = 4;
```

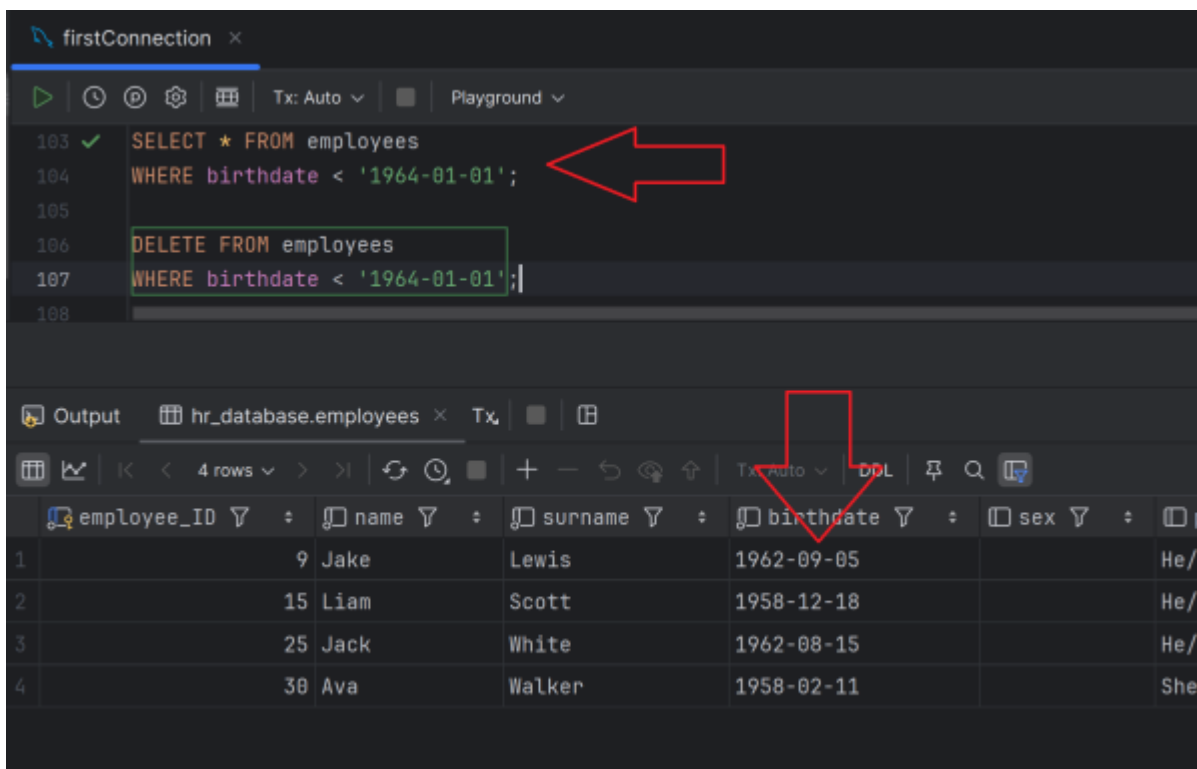


B: Delete of multiple rows

It is common, that we retire when reaching a certain age. Remove all date from individuals who are older than 60 from the employees table.

Hint: Before performing the deletion, make sure that you got the right resultset.

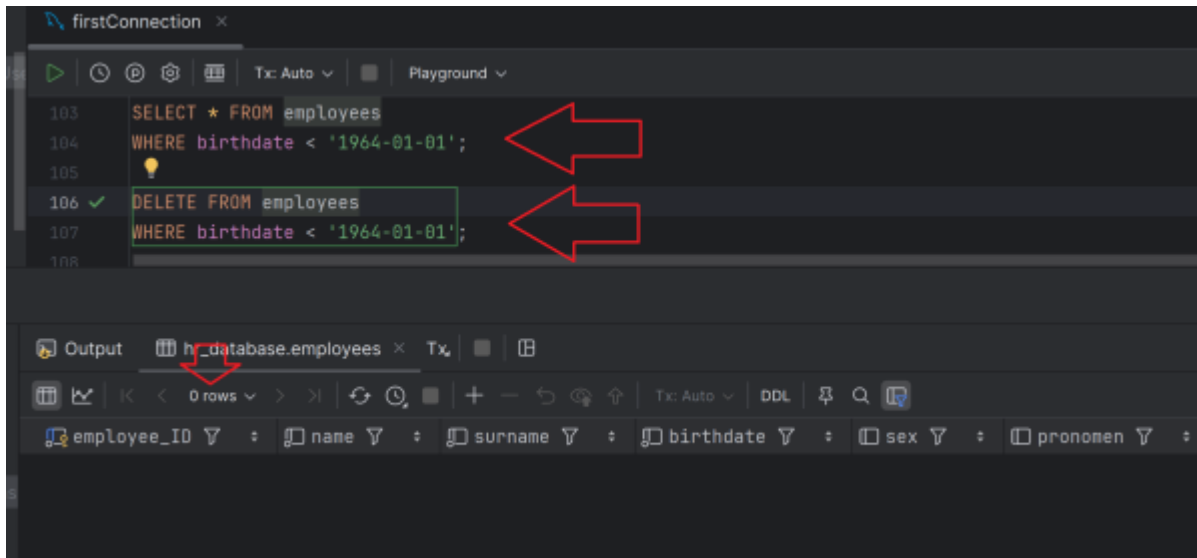
Content of the table before deleting the concerned resultset:



```
SELECT * FROM employees  
WHERE birthdate < '1964-01-01';
```

```
DELETE FROM employees  
WHERE birthdate < '1964-01-01';
```

The result is visible in the next image below:



Solution

Lösung

Vocabulary

English	German
...	...
...	...



Volkan Demir

From:
<https://wiki.bzz.ch/> - **BZZ - Modulwiki**

Permanent link:
<https://wiki.bzz.ch/modul/m290/learningunits/lu07/aufgaben/04?rev=1727776879>

Last update: **2024/10/01 12:01**

